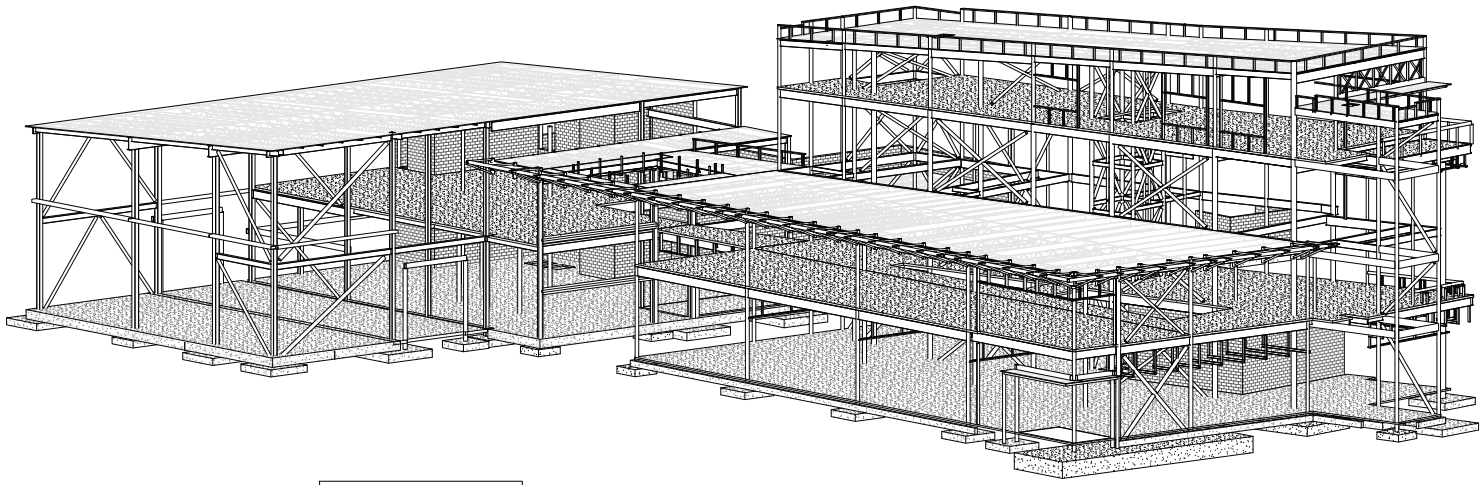

3D VIEW NOTE:
THE 3D VIEW SHOWN ON THIS SHEET IS INTENDED FOR GRAPHICAL REPRESENTATION ONLY. THE CONTRACTOR SHALL REFER TO THE STRUCTURAL PLANS, SECTIONS, DETAILS, ELEVATIONS, SCHEDULES, AND NOTES FOR ACTUAL CONSTRUCTION REQUIREMENTS.

D1 SOUTHWEST FRAMING AXON

STRUCTURAL ABBREVIATIONS

AB	ANCHOR BOLT
ACI	AMERICAN CONCRETE INSTITUTE
AFF	ABOVE FINISHED FLOOR
AISC	AMERICAN INSTITUTE OF STEEL CONSTRUCTION
AITC	AMERICAN INSTITUTE OF TIMBER CONSTRUCTION
ALT.	ALTERNATE
ARCH.	ARCHITECTURAL
ASTM	AMERICAN SOCIETY FOR TESTING AND MATERIALS
AVG.	AVERAGE
AWS	AMERICAN WELDING SOCIETY
BLDG.	BUILDING
BM	BEAM
BP	BEARING PLATE;BASE PLATE
BRG.	BEARING
CJ	CONSTRUCTION JOINT
CMU	CONCRETE MASONRY UNIT
CGS	CENTER OF GRAVITY OF STEEL
CL	CENTERLINE
CLG.	CEILING
CLR.	CLEAR
COL.	COLUMN
CONC.	CONCRETE
CONN.	CONNECTION
CONST.	CONSTRUCTION
CONT.	CONTINUOUS
CRSI	CONCRETE REINFORCING STEEL INSTITUTE
CTR.	CENTER
DCJ	DOWELED CONTROL JOINT
DJ	DOUBLE JOIST
DS	DOWN SPOUT
DBL.	DOUBLE
DET.	DETAIL
DIA.	DIAMETER
DIAG.	DIAGONAL
DIM.	DIMENSION
DL	DEAD LOAD
DN	DOWN
DWG(S).	DRAWING(S)
E.F.	EACH FACE
E.S.	EACH SIDE
E.W.	EACH WAY
E-W	EAST-WEST
EA.	EACH
E.O.S.	EDGE OF SLAB
ELEV.	ELEVATION; ELEVATOR
ENGR.	ENGINEER
EQ.	EQUAL
EXIST.	EXISTING
EXP. JT.	EXPANSION JOINT
EXT.	EXTERIOR
FD	FLOOR DRAIN
FF	FAR FACE
FDN.	FOUNDATION
FIN.	FINISH
FL.	FLOOR
FLG.	FLANGE
FOB	FACE OF BRICK
FT.	FOOT; FEET
FTG.	FOOTING
GB	GRADE BEAM
GA.	GAGE; GAUGE
GALV.	GALVANIZED
GL	GLULAM TIMBER
HM	HOLLOW METAL
HS	HIGH STRENGTH
HEX. HD.	HEXAGONAL HEAD
HSS	HOLLOW STRUCTURAL SHAPE
HT.	HEIGHT
ID	INSIDE DIAMETER
I.F.	INSIDE FACE
IN.	INCH;INCHES
IBC	INTERNATIONAL BUILDING CODE
INT.	INTERIOR;INTERSECTION
JST.	JOIST
JT.	JOINT
K or k	KIP (1,000 LBS.)
K/FT	KIPS PER FOOT
LLBB	LONG LEGS BACK TO BACK
LLH	LONG LEG HORIZONTAL
LLO	LONG LEG OUTSTANDING
LLV	LONG LEG VERTICAL
LW	LONG WAY
LB.	POUND
LG.	LONG
LIN.	LINEAR
LL	LIVE LOAD
LSH	LONG SIDE HORIZONTAL
LT. WT.	LIGHT WEIGHT
MOS	MIDDLE OF SLAB
MOW	MIDDLE OF WALL
MATL.	MATERIAL
MAX.	MAXIMUM
MIN.	MINIMUM
MISC.	MISCELLANEOUS
MK	MARK
N/A	NOT APPLICABLE
N.F.	NEAR FACE
NIC	NOT IN CONTRACT
NTS	NOT TO SCALE
N-S	NORTH-SOUTH
NCSBC	NORTH CAROLINA STATE BUILDING CODE
NO.	NUMBER
NOM.	NOMINAL
O/C	ON CENTER
OD	OUTSIDE DIAMETER
OFCI	OWNER FURNISHED/ CONTRACTOR INSTALLED
OFOI	OWNER FURNISHED/ OWNER INSTALLED
O.F.	OUTSIDE FACE
OPNG.	OPENING
OPP.	OPPOSITE
OH	OPPOSITE HAND
ORIG.	ORIGINAL
P/S	PRESTRESSED
P/T	POST-TENSIONING
PC	PRECAST CONCRETE
PCI	PRESTRESSED CONCRETE INSTITUTE
PEN.	PENETRATION
PERP.	PERPENDICULAR
PL	PLATE
PSF	POUNDS PER SQUARE FOOT
PSI	POUNDS PER SQUARE INCH
PT	PRESSURE TREATED
PTI	POST-TENSIONING INSTITUTE
PVC	POLYVINYL CHLORIDE
R	RADIUS
RD	ROOF DRAIN
RAD.	RADIUS
REF.	REFERENCE
REINF.	REINFORCE(D); REINFORCING
REM.	REMAINING; REMAINDER
REQ'D.	REQUIRED
SJ	SAWED JOINT
S.S.	STAINLESS STEEL
SW	SHORT WAY
SCHED.	SCHEDULE
SECT.	SECTION
SHT.	SHEET
SIM.	SIMILAR
SJI	STEEL JOIST INSTITUTE
SLBB	SHORT LEGS BACK TO BACK
SLO	SHORT LEG OUTSTANDING
SOG	SLAB ON GRADE
SPEC(S).	SPECIFICATION(S)
SQ.	SQUARE
STD.	STANDARD
STL.	STEEL
STRUCT.	STRUCTURAL
SYM.	SYMMETRICAL
TOC	TOP OF CONCRETE
TOD	TOP OF DECK
TOF	TOP OF FOOTING
TOS	TOP OF SLAB
T.O.S.	TOP OF STEEL
TOW	TOP OF WALL
T&B	TOP AND BOTTOM
TEMP.	TEMPORARY
THRU	THROUGH
TYP.	TYPICAL
U.L.	UNDERWRITERS LABORATORIES
UNO	UNLESS NOTED OTHERWISE
W/O	WITHOUT
W/	WITH
WM	WOLMANIZED
WP	WORKING POINT
WWF	WELDED WIRE FABRIC
x	BY

SYMBOLS WITHIN TEXT

≈	APPROX. EQUAL
∠	ANGLE
℄	CENTERLINE
Δ	DELTA
≡	IDENTITY/EXACTLY EQUAL
≠	NOT EQUAL
#	NUMBER
Ω	OHM / OMEGA

SYMBOLS WITHIN NUMBERS

#³	CUBED
°	DEGREE(S)
∅	DIAMETER
±	PLUS/MINUS
#²	SQUARED

MATERIALS AND SYMBOLS LEGEND

PLAN SYMBOLS

- TOP OF CONC. (TOC) OR DECK ELEVATION
- SPOT ELEVATION: WORKING POINT (WP)
- NOTE MARKER (SEE NOTES)
- REVISION MARK
- (X'-XX") TOP OF BEAM
- [X'-XX"] TOP OF WALL
- <X'-XX"> TOP OF PIER

SCHEDULED ITEMS

BP...	BEAM BEARING PLATE
C....	COLUMN
CP....	CONCRETE PIER
F....	SPREAD FOOTING
L....	LINTEL
MP....	MASONRY PIER
S....	ELEVATED SLAB
WF....	WALL FOOTING
WR....	RETAINING WALL FOOTING

COLUMN GRID DESIGNATION

- NEW
- EXISTING, (IF APPLICABLE)

MATERIALS

- BRICK (SECTION)
- BRICK (ELEVATION)
- CONCRETE (SECTION)
- CMU (PLAN & SECTION)
- CMU (ELEVATION)
- DEPTH" DEPRESSED SLAB AREA
- FILL GROUT
- EARTH/SOIL
- PLYWOOD (LARGE SCALE)
- STEEL
- STONE FILL
- WOOD (FINISH)
- WOOD (ROUGH)

VIEW SYMBOLS

- SECTION NUMBER
- SECTION NOTE: (SIM., O.H. ETC.)
- SHEET WHERE SECTION IS DRAWN
- INDICATES DIRECTION OF VIEW
- ELEVATION NUMBER
- SHEET WHERE ELEVATION IS DRAWN
- INDICATES DIRECTION OF VIEW
- DETAIL NUMBER
- DETAIL NOTE: (SIM., O.H. ETC.)
- SHEET WHERE DETAIL IS DRAWN
- INDICATES AREA SHOWN IN DETAIL

DRAWING INDEX

S-001	ABBREVIATIONS, LEGENDS, & DRAWING INDEX
S-002	GENERAL NOTES
S-011B	ADD ALTERNATE #4
S-013A	ADD ALT #5 - ATC MEZZANINE STRUCTURE
S-101	OVERALL FOUNDATION PLAN
S-101A	FOUNDATION PLAN- AREA A
S-101B	FOUNDATION PLAN- AREA B
S-102	OVERALL FLOOR FRAMING PLAN- LEVEL 2
S-102A	FLOOR FRAMING PLAN- LEVEL 2- AREA A
S-102B	FLOOR FRAMING PLAN- LEVEL 2- AREA B
S-103	OVERALL LOW ROOF FRAMING PLAN
S-103A	LOW ROOF FRAMING PLAN - AREA A
S-104	OVERALL FLOOR FRAMING PLAN- LEVEL 3
S-104A	FLOOR FRAMING PLAN- LEVEL 3- AREA A
S-105	OVERALL ROOF FRAMING PLAN
S-105A	ROOF FRAMING PLAN- AREA A
S-105B	ROOF FRAMING PLAN- AREA B
S-201A	PARTIAL ENLARGED FOUNDATION PLAN- AREA A
S-202A	PARTIAL ENLARGED FRAMING PLANS- LEVEL 2- AREA A
S-203A	PARTIAL ENLARGED FRAMING PLANS- LEVEL 3- AREA A
S-204A	PARTIAL ENLARGED STAIR FRAMING PLANS - LEVEL 2- AREA A
S-205A	PARTIAL ENLARGED FOUNDATION & FRAMING PLANS - ELEVATOR- AREA A
S-206A	PARTIAL ENLARGED ROOF FRAMING PLANS - AREA A
S-401A	BRACED FRAME ELEVATIONS- AREA A
S-401B	BRACED FRAME ELEVATIONS- AREA B
S-402A	BRACED FRAME ELEVATIONS- AREA A
S-402B	BRACED FRAME ELEVATIONS- AREA B
S-403A	BRACED FRAME ELEVATIONS- AREA A
S-404A	BRACED FRAME ELEVATIONS - AREA A
S-405A	BUILDING ELEVATION - AREA A
S-406A	BUILDING ELEVATION - AREA A
S-410A	BRACED FRAME DETAILS- AREA A
S-451B	SHEAR WALL ELEVATIONS- AREA B
S-452B	SHEAR WALL ELEVATIONS- AREA B
S-501A	GRAPHICAL COLUMN SCHEDULE & NOTES- AREA A
S-501B	GRAPHICAL COLUMN SCHEDULE & NOTES- AREA B
S-502A	GRAPHICAL COLUMN SCHEDULE- AREA A (CONTINUED)
S-502B	COLUMN BASE PLATE DETAILS - AREA B
S-601A	FOUNDATION SECTIONS- AREA A
S-601B	FOUNDATION SECTIONS- AREA B
S-602A	FOUNDATION SECTIONS- AREA A
S-602B	FOUNDATION SECTIONS - AREA B
S-701A	FLOOR FRAMING SECTIONS- AREA A
S-701B	FLOOR FRAMING SECTIONS- AREA B
S-702A	FLOOR FRAMING SECTIONS- AREA A
S-702B	FLOOR FRAMING SECTIONS- AREA B
S-703A	FLOOR FRAMING SECTIONS - AREA A
S-703B	FLOOR FRAMING SECTIONS- AREA B
S-704A	FLOOR FRAMING SECTIONS- AREA A
S-750A	ROOF FRAMING SECTIONS- AREA A
S-750B	ROOF FRAMING SECTIONS- AREA B
S-751A	ROOF FRAMING SECTIONS- AREA A
S-751B	ROOF FRAMING SECTIONS- AREA B
S-752A	ROOF FRAMING SECTIONS- AREA A
S-753A	ROOF FRAMING SECTIONS- AREA A
S-801	TYPICAL FOUNDATION DETAILS
S-802	TYPICAL FOUNDATION DETAILS
S-810	TYPICAL MASONRY DETAILS
S-820	TYPICAL FRAMING DETAILS
S-821	TYPICAL FRAMING DETAILS
S-822	TYPICAL FRAMING DETAILS

Elizabeth City State University

LS3P
227 WEST TRADE STREET, SUITE 700
CHARLOTTE, NORTH CAROLINA 28202
TEL. 704.333.6686 FAX. 704.333.2926
WWW.LS3P.COM

SKA CONSULTING ENGINEERS
SKA Consulting Engineers, Inc.
7900 Triad Center Drive, Suite 200
Greensboro, NC 27409-9075
t: 336 855 0993
www.skaeng.com
NC Corporate No. C-0831
SKA Project Number: 250161

COPYRIGHT 2024 ALL RIGHTS RESERVED. PRINTED OR ELECTRONIC DOCUMENTS OR SCREENS PRINTED MAY NOT BE REPRODUCED IN ANY FORM WITHOUT WRITTEN PERMISSION FROM LS3P ASSOCIATES LTD.

ECSU SCHOOL OF AVIATION BUILDING
1704 Weeksville Rd Elizabeth City, NC 27909

SCO PROJECT: 22-25479-02B
LS3P PROJECT: 9202-23035GB

Δ	DATE	DESCRIPTION

KEY PLAN:

SHEET NAME:
ABBREVIATIONS, LEGENDS, & DRAWING INDEX

ORIG SUBMISSION: 05/08/25

SHEET: **S-001**

08 MAY 2025 - ISSUE FOR BID

5/8/2025 9:46:03 AM

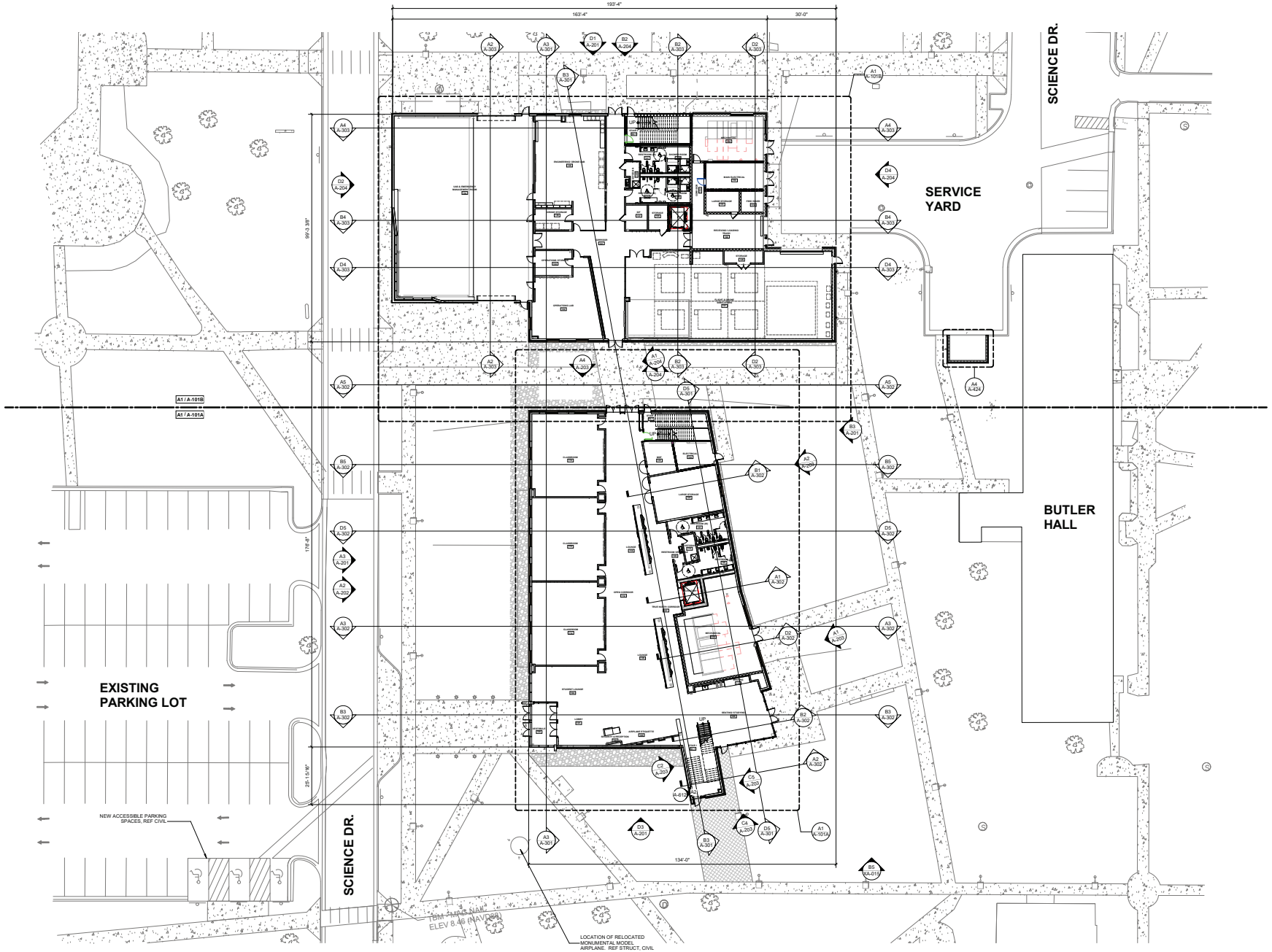

A1 **FLOOR PLAN- LEVEL 1- OVERALL**
1/16" = 1'-0"

SCALE: 1/16"=1'-0"

TRUE NORTH PROJECT NORTH

Elizabeth City State University

LS3P
227 WEST TRADE STREET, SUITE 700
CHARLOTTE, NORTH CAROLINA 28202
TEL. 704.333.6686 FAX. 704.333.2926
WWW.LS3P.COM

COPYRIGHT 2024 ALL RIGHTS RESERVED. PRINTED OR ELECTRONIC COPIES OF THIS DOCUMENT MAY NOT BE REPRODUCED IN ANY FORM WITHOUT WRITTEN PERMISSION FROM LS3P ASSOCIATES LTD.

ECSU SCHOOL OF AVIATION BUILDING

23 Science Dr., Elizabeth City, NC 27909

SCO PROJECT: 22-25479-02B
LS3P PROJECT: 92022-23035/B

Δ	DATE	DESCRIPTION

KEY PLAN:

SHEET NAME: FLOOR PLAN- LEVEL 1- OVERALL

ORIG SUBMISSION: 05/08/25

SHEET: **A-101**

08 MAY 2025 - ISSUE FOR BID

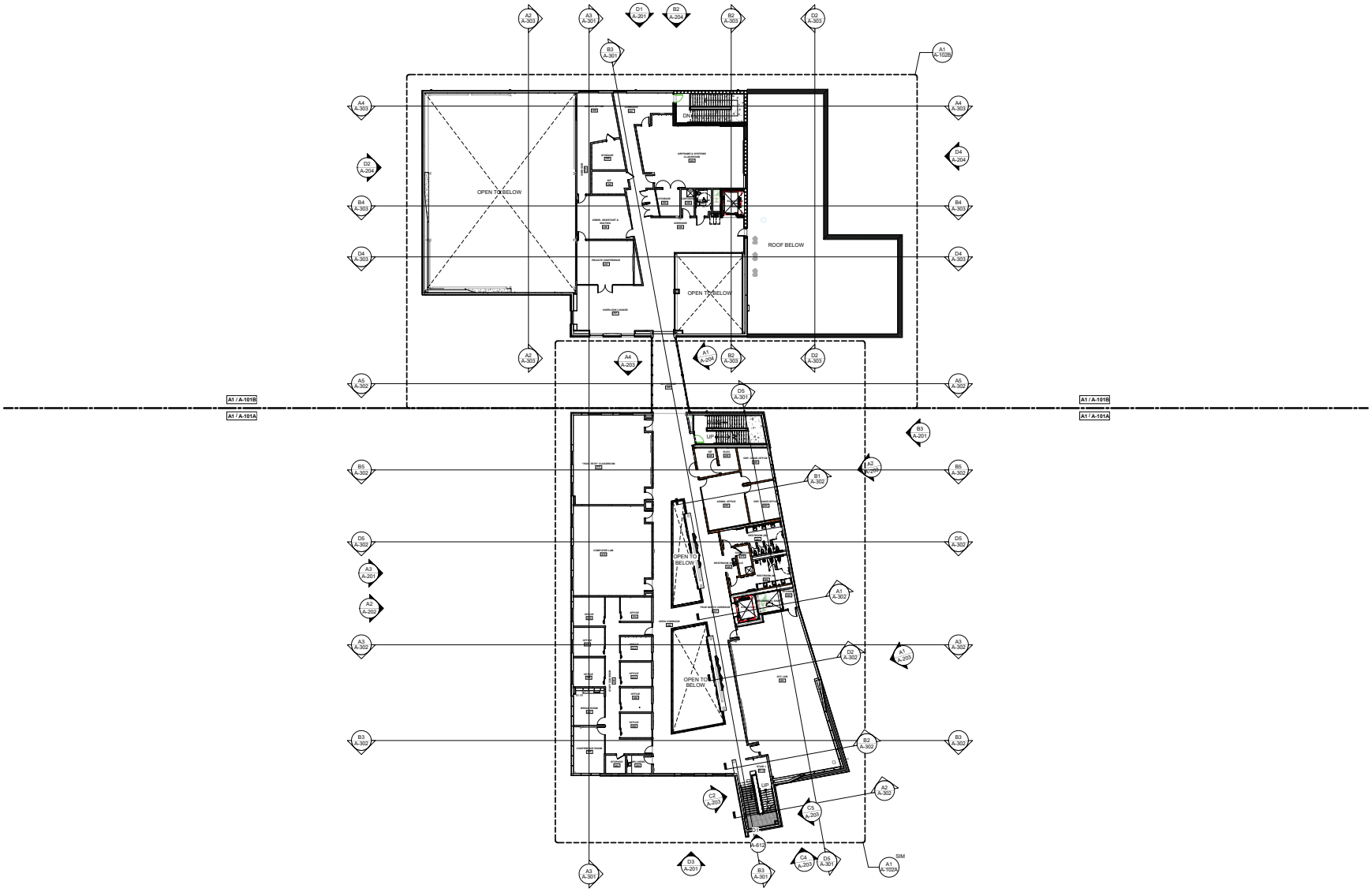

A1 FLOOR PLAN- LEVEL 2- OVERALL

1/16" = 1'-0"

SCALE: 1/16"=1'-0"

TRUE NORTH PROJECT NORTH

Elizabeth City State University

LS3P

227 WEST TRADE STREET, SUITE 700
CHARLOTTE, NORTH CAROLINA 28202
TEL. 704.333.6686 FAX. 704.333.2926
WWW.LS3P.COM

COPYRIGHT 2024 ALL RIGHTS RESERVED. PRINTED OR ELECTRONIC COPIES OF THIS DOCUMENT MAY NOT BE REPRODUCED IN ANY FORM WITHOUT WRITTEN PERMISSION FROM LS3P ASSOCIATES LTD.

ECSU SCHOOL OF AVIATION BUILDING

23 Science Dr., Elizabeth City, NC 27909

SCO PROJECT: 22-25479-02B

LS3P PROJECT: 92022-23035/B

Δ	DATE	DESCRIPTION

KEY PLAN:

SHEET NAME:
FLOOR PLAN- LEVEL 2- OVERALL

ORIG SUBMISSION: 05/08/25

SHEET: **A-102**

08 MAY 2025 - ISSUE FOR BID

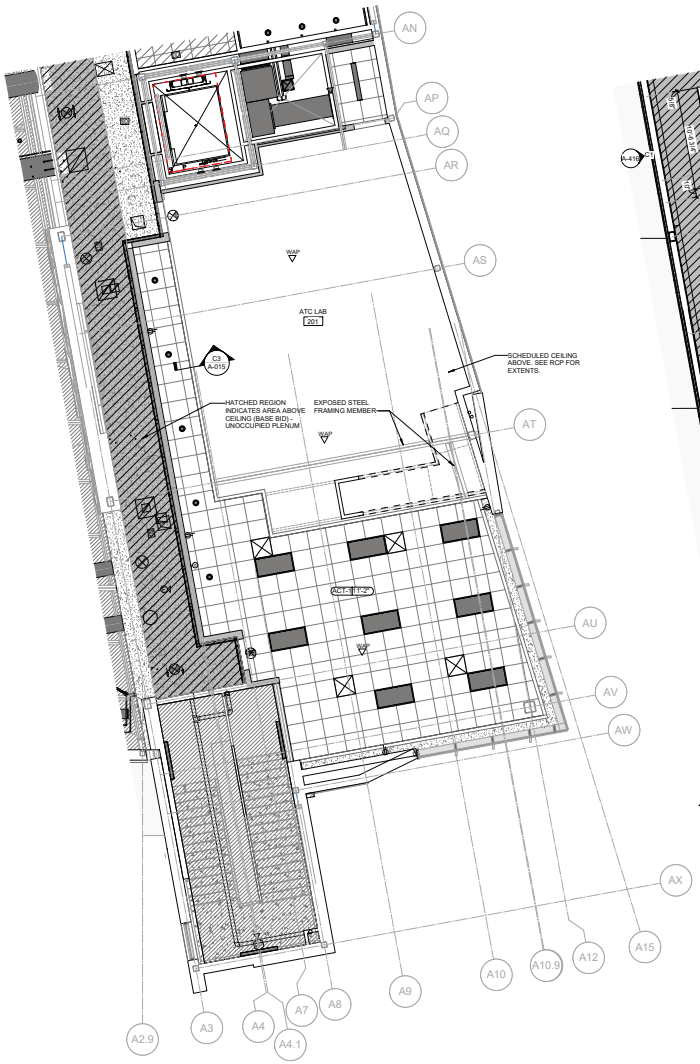

A1 ADD ALT #5 - RCP - UNDER MEZZANINE
3/16" = 1'-0"

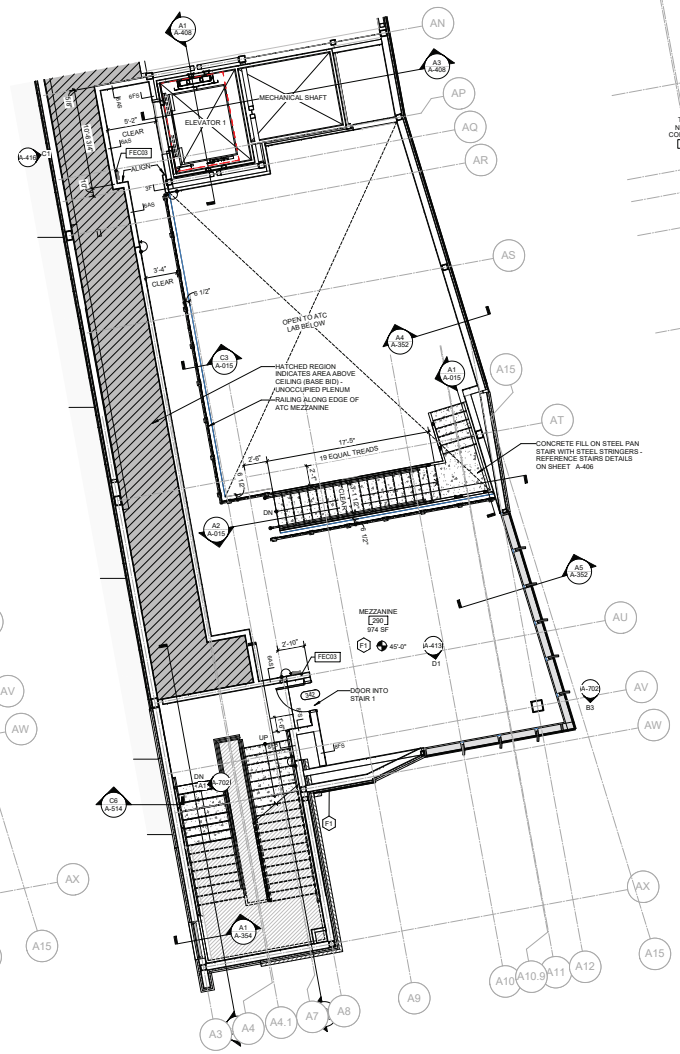

A3 ADD ALT #5 - PLAN - ATC MEZZANINE
3/16" = 1'-0"

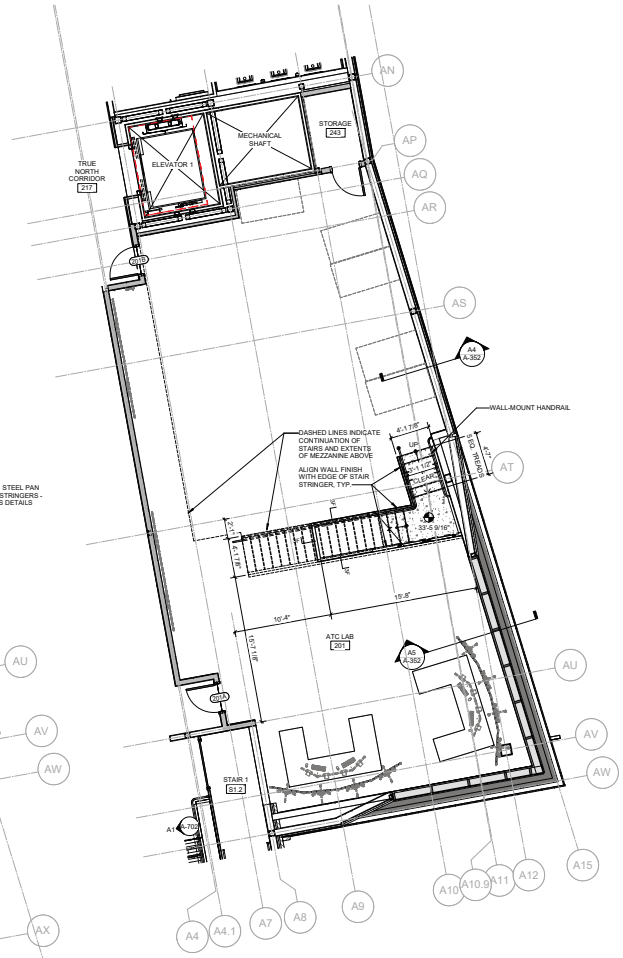

A5 ADD ALT #5 - PLAN - ATC LAB
3/16" = 1'-0"

Elizabeth City State University

227 WEST TRADE STREET, SUITE 700
CHARLOTTE, NORTH CAROLINA 28202
TEL. 704.333.6686 FAX. 704.333.2926
WWW.LS3P.COM

COPYRIGHT 2024 ALL RIGHTS RESERVED. PRINTED OR ELECTRONIC COPIES OF THIS DOCUMENT MAY NOT BE REPRODUCED IN ANY FORM WITHOUT WRITTEN PERMISSION FROM LS3P ASSOCIATES LTD.

ECSU SCHOOL OF AVIATION BUILDING

23 Science Dr., Elizabeth City, NC 27909

SCO PROJECT: 22-25479-02B
LS3P PROJECT: 9202-23035SB

Δ	DATE	DESCRIPTION

SHEET NAME:
ADD ALTERNATE #5 - MEZZANINE

ORIG SUBMISSION: 05/08/25

SHEET: **A-013**

08 MAY 2025 - ISSUE FOR BID

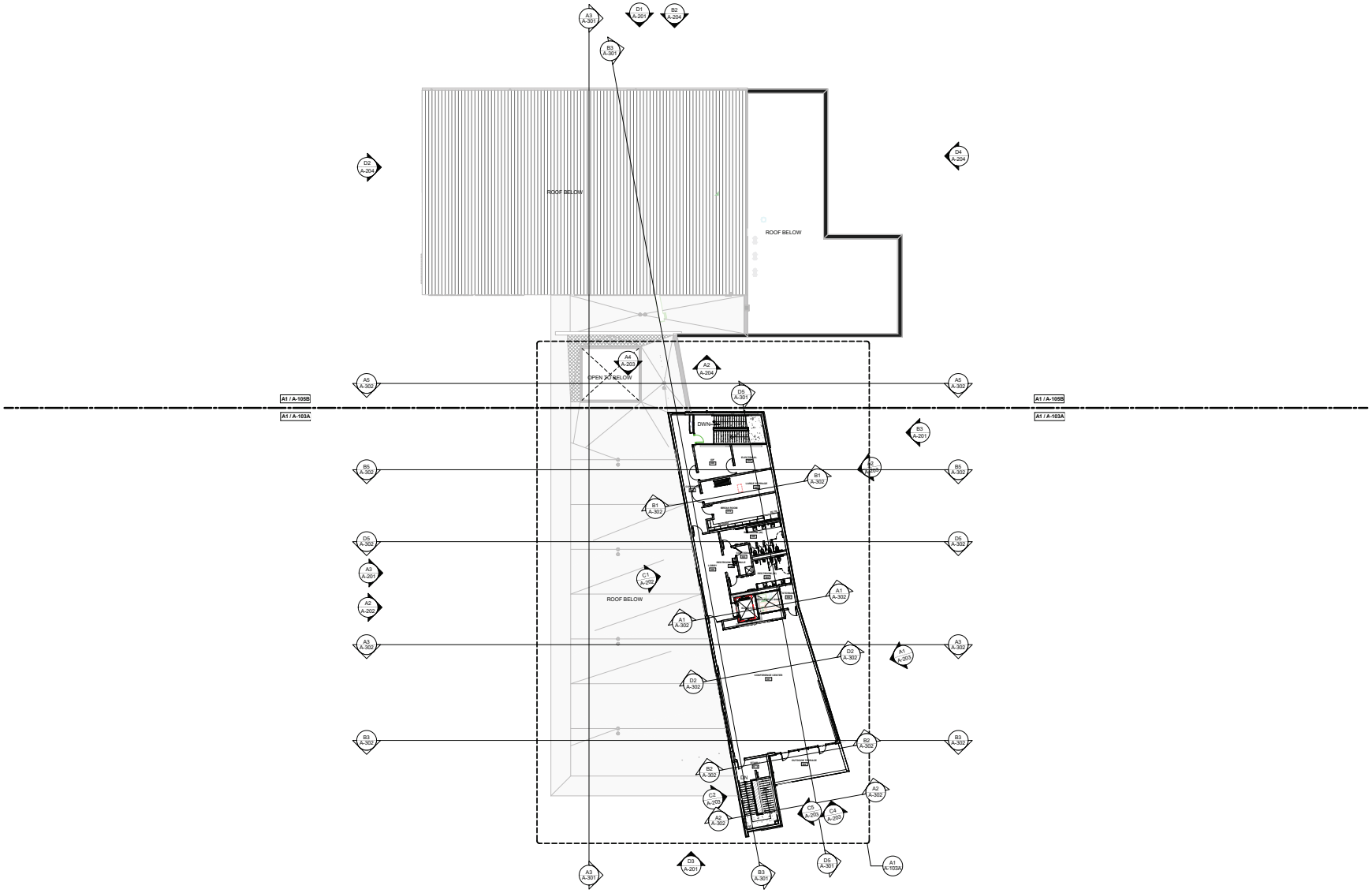

A1 FLOOR PLAN- OVERALL- LEVEL 3

1/16" = 1'-0"

SCALE: 1/16"=1'-0"

TRUE NORTH PROJECT NORTH

Elizabeth City State University

LS3P

227 WEST TRADE STREET, SUITE 700
CHARLOTTE, NORTH CAROLINA 28202
TEL. 704.333.6686 FAX. 704.333.2926
WWW.LS3P.COM

COPYRIGHT 2024 ALL RIGHTS RESERVED. PRINTED OR ELECTRONIC COPIES OF THIS DOCUMENT MAY NOT BE REPRODUCED IN ANY FORM WITHOUT WRITTEN PERMISSION FROM LS3P ASSOCIATES LTD.

ECSU SCHOOL OF AVIATION BUILDING

23 Science Dr., Elizabeth City, NC 27909

SCO PROJECT: 22-23479-02B
LS3P PROJECT: 9202-23035/B

Δ	DATE	DESCRIPTION

KEY PLAN:

SHEET NAME:
FLOOR PLAN- LEVEL 3- OVERALL

ORIG SUBMISSION: 05/08/25

SHEET: **A-103**

08 MAY 2025 - ISSUE FOR BID

5/8/2025 9:43:35 AM